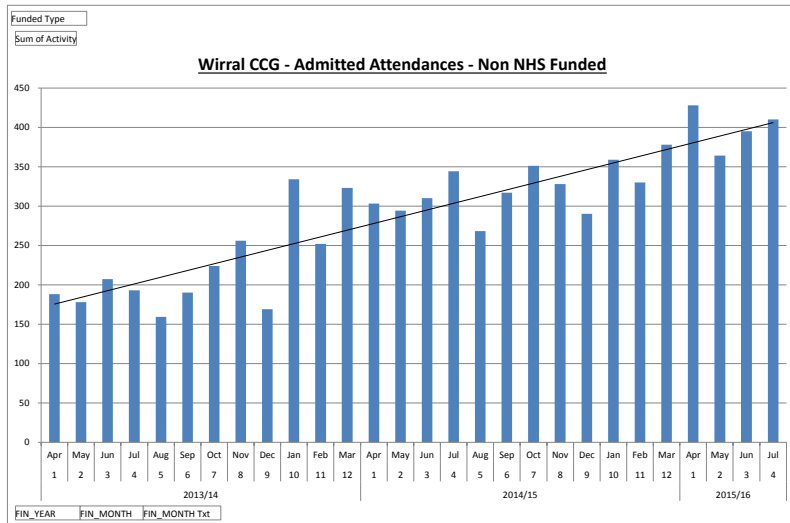


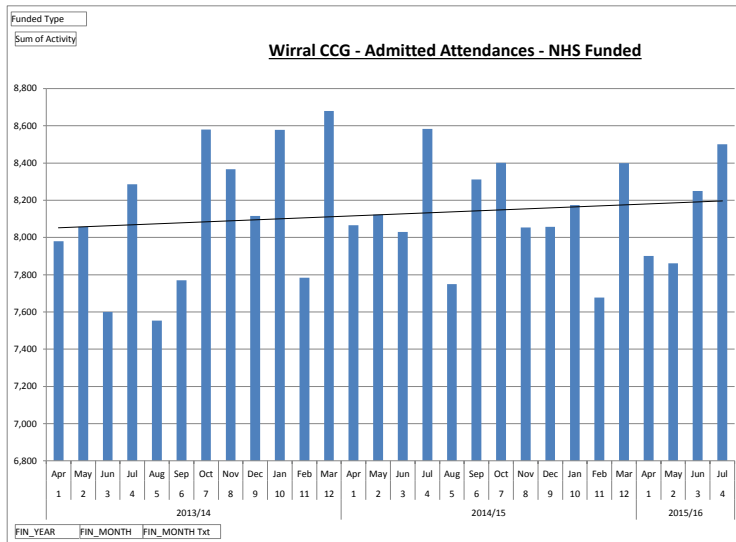
Funded Type NON-NHS Provider

Sum of Activity			
FIN_YEAR	FIN_MONTH	FIN_MONTH Txt	Total
<b>2013/14</b>	1	Apr	188
	2	May	178
	3	Jun	207
	4	Jul	193
	5	Aug	159
	6	Sep	190
	7	Oct	224
	8	Nov	256
	9	Dec	169
	10	Jan	334
	11	Feb	252
	12	Mar	323
<b>2013/14 Total</b>			<b>2,673</b>
<b>2014/15</b>	1	Apr	303
	2	May	294
	3	Jun	310
	4	Jul	344
	5	Aug	268
	6	Sep	317
	7	Oct	351
	8	Nov	328
	9	Dec	290
	10	Jan	359
	11	Feb	330
	12	Mar	378
<b>2014/15 Total</b>			<b>3,872</b>
<b>2015/16</b>	1	Apr	428
	2	May	364
	3	Jun	395
	4	Jul	410
<b>2015/16 Total</b>			<b>1,597</b>
<b>Grand Total</b>			<b>8,142</b>



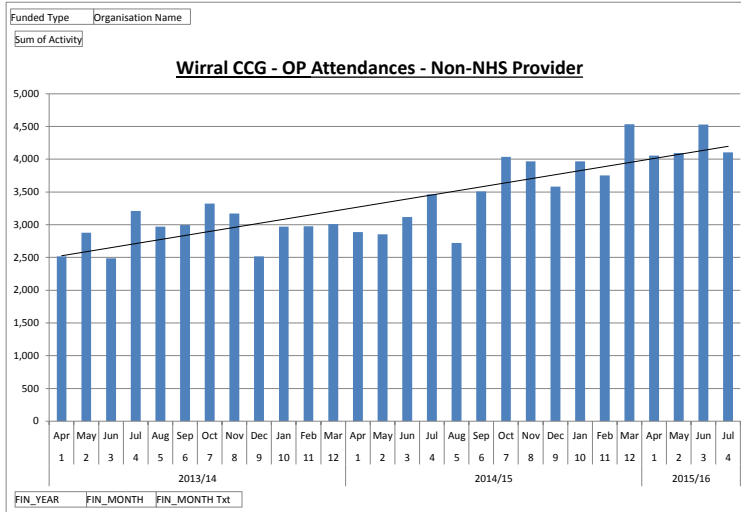
Funded Type NHS Funded Patients

Sum of Activity			
FIN_YEAR	FIN_MONTH	FIN_MONTH Txt	Total
2013/14	1	Apr	7,979
	2	May	8,058
	3	Jun	7,599
	4	Jul	8,286
	5	Aug	7,554
	6	Sep	7,770
	7	Oct	8,579
	8	Nov	8,366
	9	Dec	8,116
	10	Jan	8,578
	11	Feb	7,783
	12	Mar	8,679
<b>2013/14 Total</b>			<b>97,347</b>
2014/15	1	Apr	8,066
	2	May	8,123
	3	Jun	8,029
	4	Jul	8,584
	5	Aug	7,750
	6	Sep	8,311
	7	Oct	8,401
	8	Nov	8,053
	9	Dec	8,057
	10	Jan	8,174
	11	Feb	7,677
	12	Mar	8,400
<b>2014/15 Total</b>			<b>97,625</b>
2015/16	1	Apr	7,900
	2	May	7,862
	3	Jun	8,249
	4	Jul	8,501
<b>2015/16 Total</b>			<b>32,512</b>
<b>Grand Total</b>			<b>227,484</b>



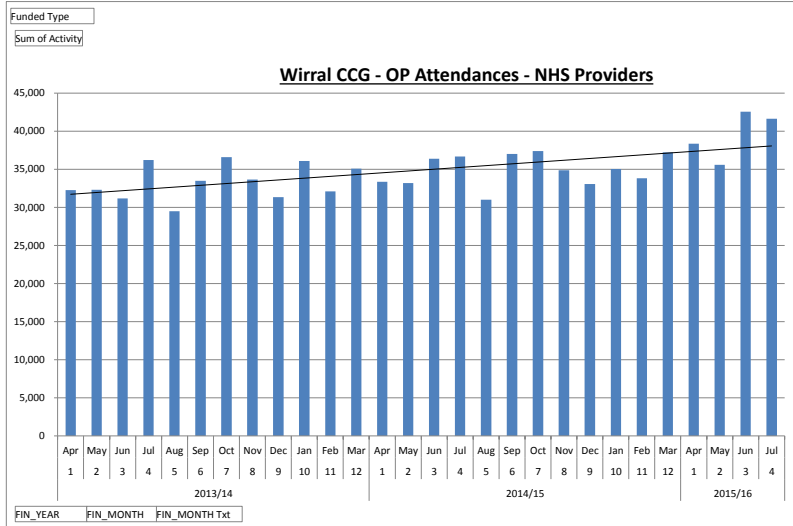
Funded Type NON-NHS Provider  
Organisation (All)

Sum of Activity			
FIN_YEAR	FIN_MONTH	FIN_MONTH Txt	Total
2013/14	1	Apr	2,518
	2	May	2,880
	3	Jun	2,485
	4	Jul	3,208
	5	Aug	2,973
	6	Sep	2,995
	7	Oct	3,321
	8	Nov	3,170
	9	Dec	2,515
	10	Jan	2,969
	11	Feb	2,975
	12	Mar	3,010
<b>2013/14 Total</b>			<b>35,019</b>
2014/15	1	Apr	2,889
	2	May	2,854
	3	Jun	3,115
	4	Jul	3,466
	5	Aug	2,723
	6	Sep	3,508
	7	Oct	4,036
	8	Nov	3,968
	9	Dec	3,579
	10	Jan	3,966
	11	Feb	3,751
	12	Mar	4,532
<b>2014/15 Total</b>			<b>42,387</b>
2015/16	1	Apr	4,057
	2	May	4,093
	3	Jun	4,528
	4	Jul	4,102
<b>2015/16 Total</b>			<b>16,780</b>
<b>Grand Total</b>			<b>94,186</b>



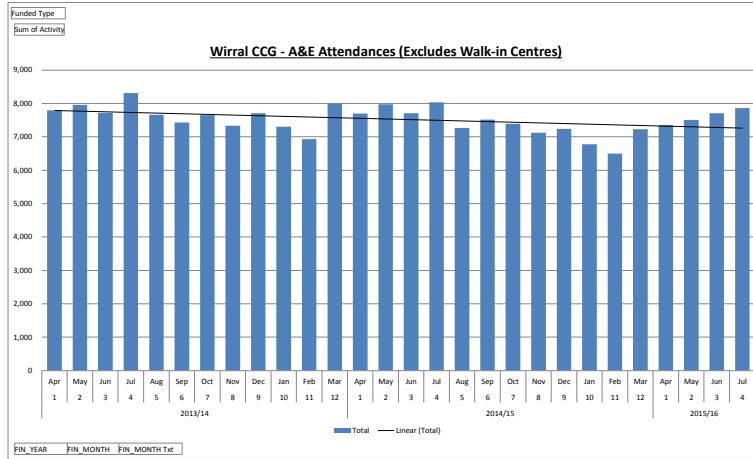
Funded Type NHS Funded Patients

Sum of Activity			
FIN_YEAR	FIN_MONTH	FIN_MONTH Txt	Total
2013/14	1	Apr	32,280
	2	May	32,289
	3	Jun	31,174
	4	Jul	36,208
	5	Aug	29,498
	6	Sep	33,486
	7	Oct	36,570
	8	Nov	33,646
	9	Dec	31,320
	10	Jan	36,065
	11	Feb	32,110
	12	Mar	35,069
<b>2013/14 Total</b>			<b>399,715</b>
2014/15	1	Apr	33,335
	2	May	33,180
	3	Jun	36,385
	4	Jul	36,673
	5	Aug	31,010
	6	Sep	37,007
	7	Oct	37,393
	8	Nov	34,868
	9	Dec	33,051
	10	Jan	35,015
	11	Feb	33,797
	12	Mar	37,232
<b>2014/15 Total</b>			<b>418,946</b>
2015/16	1	Apr	38,350
	2	May	35,574
	3	Jun	42,538
	4	Jul	41,610
<b>2015/16 Total</b>			<b>158,072</b>
<b>Grand Total</b>			<b>976,733</b>



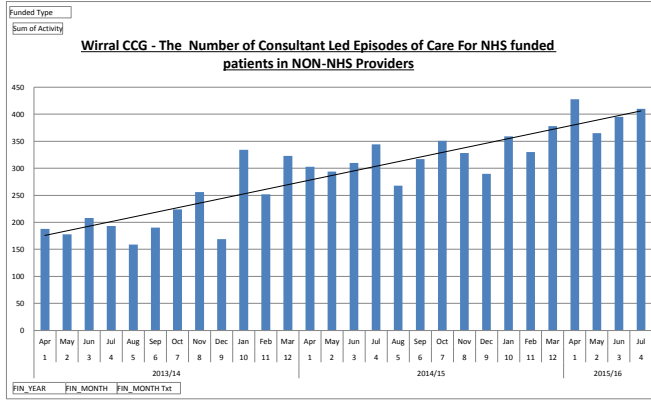
Funded Type (All)

Sum of Activity			
FIN_YEAR	FIN_MONTH	FIN_MONTH Txt	Total
2013/14	1	Apr	7,790
	2	May	7,958
	3	Jun	7,718
	4	Jul	8,312
	5	Aug	7,656
	6	Sep	7,433
	7	Oct	7,649
	8	Nov	7,330
	9	Dec	7,705
	10	Jan	7,309
	11	Feb	6,932
	12	Mar	8,000
<b>2013/14 Total</b>			<b>91,792</b>
2014/15	1	Apr	7,701
	2	May	7,980
	3	Jun	7,712
	4	Jul	8,035
	5	Aug	7,266
	6	Sep	7,519
	7	Oct	7,393
	8	Nov	7,126
	9	Dec	7,243
	10	Jan	6,774
	11	Feb	6,498
	12	Mar	7,226
<b>2014/15 Total</b>			<b>88,473</b>
2015/16	1	Apr	7,353
	2	May	7,506
	3	Jun	7,704
	4	Jul	7,862
<b>2015/16 Total</b>			<b>30,425</b>
<b>Grand Total</b>			<b>210,690</b>



Funded Type NON-NHS Provider

Sum of Activity			
FIN_YEAR	FIN_MONTH	FIN_MONTH Txt	Total
2013/14	1	Apr	188
	2	May	178
	3	Jun	208
	4	Jul	193
	5	Aug	159
	6	Sep	190
	7	Oct	224
	8	Nov	256
	9	Dec	169
	10	Jan	334
	11	Feb	252
	12	Mar	323
<b>2013/14 Total</b>			<b>2,674</b>
2014/15	1	Apr	303
	2	May	294
	3	Jun	310
	4	Jul	344
	5	Aug	268
	6	Sep	317
	7	Oct	351
	8	Nov	328
	9	Dec	290
	10	Jan	359
	11	Feb	330
	12	Mar	378
<b>2014/15 Total</b>			<b>3,872</b>
2015/16	1	Apr	428
	2	May	365
	3	Jun	395
	4	Jul	410
<b>2015/16 Total</b>			<b>1,598</b>
<b>Grand Total</b>			<b>8,144</b>



Funded Type NHS Funded Patients

Sum of Activity			
FIN_YEAR	FIN_MONTH	FIN_MONTH Txt	Total
2013/14	1	Apr	10,459
	2	May	10,708
	3	Jun	10,208
	4	Jul	11,129
	5	Aug	10,276
	6	Sep	10,547
	7	Oct	11,655
	8	Nov	11,178
	9	Dec	10,982
	10	Jan	11,282
	11	Feb	10,365
	12	Mar	11,495
<b>2013/14 Total</b>			<b>130,284</b>
2014/15	1	Apr	10,680
	2	May	10,813
	3	Jun	10,526
	4	Jul	11,282
	5	Aug	10,149
	6	Sep	11,176
	7	Oct	11,267
	8	Nov	10,664
	9	Dec	10,833
	10	Jan	10,759
	11	Feb	9,903
	12	Mar	10,658
<b>2014/15 Total</b>			<b>128,710</b>
2015/16	1	Apr	9,504
	2	May	9,909
	3	Jun	10,542
	4	Jul	11,041
<b>2015/16 Total</b>			<b>40,996</b>
<b>Grand Total</b>			<b>299,990</b>

